



Romspen US Master Fund (USD)	
Master Fund Portfolio Size	\$606 Million
# of Mortgages in Master Fund	43
Master Fund Yield (TTM) ¹	9.3%
Net Asset Value Per Unit	\$10.00
<small>¹Trailing 12-month compounded net yield</small>	

About Romspen

With its origins in the mid-60's, Romspen is one of the largest non-bank commercial/industrial mortgage managers in Canada. Romspen US Mortgage Investment Fund commenced operations on June 15, 2018. The Fund invests solely in the Master Fund, which has a US mortgage portfolio of \$606 million. Our investors include high net worth individuals, family offices, foundations, endowments and pension plans.

Fund Objective

Romspen's investment mandate is capital preservation, strong absolute returns and performance consistency. Over the past 25 years, annual net yields have ranged from 5.8% to 10.8% (average 8.9%), with consistent positive monthly performance proving Romspen's successful long-term track record.

Fund Details

Fund Manager	Romspen Investment Corporation
Structure	Limited Partnership
FundSERV Symbol	RIC200
Minimum Investment	USD \$50,000 (Dealer); USD \$150,000 (Direct)
Purchases	Monthly on the 1st business day
Distributions	Monthly on the 20th of the month ²
Redemption	Monthly on the 20th of the month with 30 days' notice ³
Registered Plans	Not eligible
Eligibility	Accredited Investors
Fees	1.25%
Early Redemption Fee	4% within first year, no fee thereafter
Fund Administrator	SS&C Technologies Inc.
Fund Auditor	KPMG LLP
Legal Counsel	Morgan, Lewis & Bockius LLP; Gardiner Roberts LLP

² First business day after the 20th, if the 20th occurs on a weekend or holiday

³ Subject to redemption provisions outlined in the offering memorandum

Master Fund Performance Overview

(Yields are for the Master Fund. Romspen US Mortgage Investment Fund yields will be moderately lower. See "Notes" page 2)

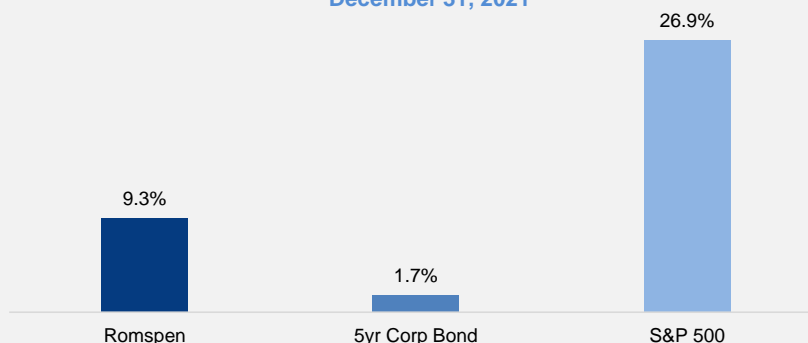
	Net Distribution % ⁴												Annualized Compounded Net Yield
	Jan	Feb	Mar	Apr	May	Jun	Jul	Aug	Sep	Oct	Nov	Dec	
2021	0.79	0.68	0.75	0.73	0.72	0.71	0.73	0.76	0.79	0.79	0.71	0.76	9.3% ⁵
2020	0.77	0.77	0.40	0.41	0.61	0.60	0.60	0.60	0.60	0.60	0.61	1.69	8.6%
2019	0.76	0.71	0.70	0.70	0.71	0.71	0.71	0.73	0.70	0.70	0.78	0.74	9.0%
2018	0.86	0.78	0.78	0.80	0.77	0.81	0.79	0.81	0.78	0.77	0.77	0.78	9.9%
2017	-	-	-	-	-	-	-	0.77	0.78	0.88	0.80	0.82	10.2% ⁶

⁴Yield is calculated on a cash-on-cash basis, net of fees, and assumes a monthly reinvestment of distributions. It does not take into account income taxes, changes in unit values, third-party expenses or redemption charges.

⁵Trailing 12-month compounded net yield

⁶Annualized compounded net yield

Trailing 12-Month Performance as of December 31, 2021



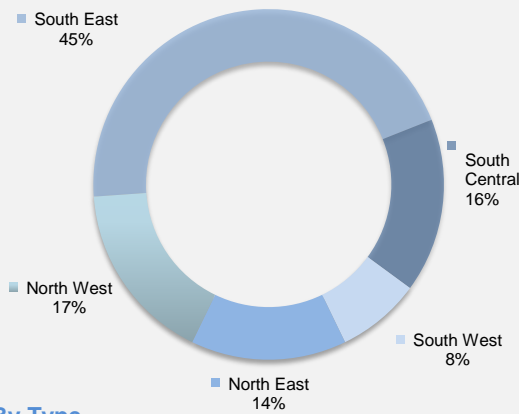
Recent Closing: 3319 N. Ocean Drive, Hollywood Beach, Florida

Loan Amount: US\$ 28.5 million
Type: Condominium Construction
Location: Hollywood Beach, Florida
Term: 24 Months
Interest Rate: 10.25%
Interest Payment: Monthly

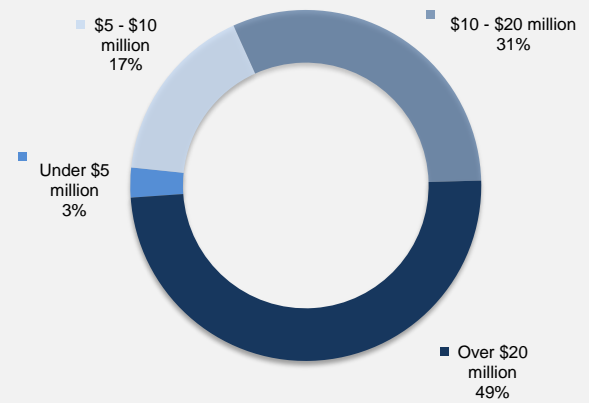


Master Fund Portfolio Allocation - as of December 31, 2021

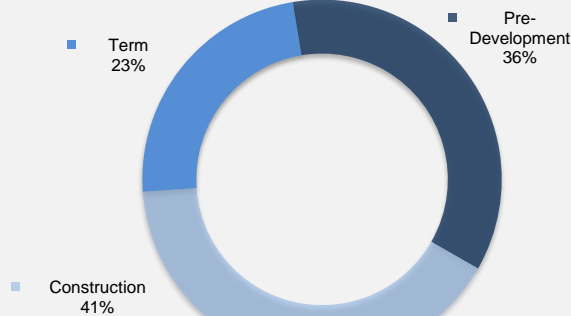
By Geography



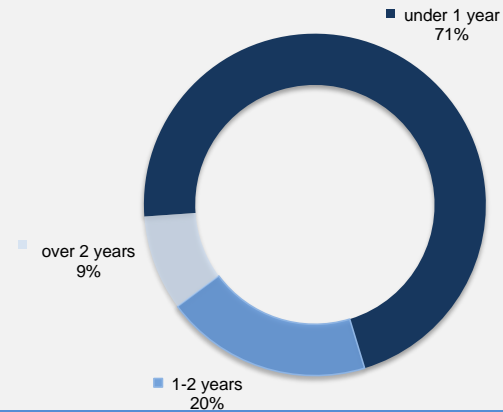
By Amount



By Type



By Maturity



Contact Information:

Investor Relations
 416-928-5100
investorrelations@romспен.com
www.romспен.com

Please consult our website for regular Fund updates

Notes:

Results shown are for TIG Romспен US Master Mortgage LP (the "Master Fund"), a Cayman Islands exempted limited partnership, and are best efforts estimates, subject to confirmation at quarter end. The Romспен US Mortgage Investment Fund (the "Fund") is one of a number of feeder funds of the Master Fund in a master-feeder structure, and will have certain additional administrative fees and expenses, which will cause the Fund's net yield to be lower than those of the Master Fund. Calculations of compound yields are net of Master Fund fees and expenses. For 2017, the annualized compound yield is calculated using the 5-month performance numbers. The trailing 12-month performance is calculated using the last 12 months of yields. All yields are annualized and assume monthly reinvestment of distributions. In June 2018, US mortgage loans were transferred from Romспен US Mortgage LP to the Master Fund, and Romспен US Mortgage LP became a feeder fund of the Master Fund.

The High Quality Market (HQM) 5 Year Corporate Bond Yield Curve is produced by the U.S. Treasury, and represents the spot yield for a market-weighted average of high-quality U.S. corporate bonds (AAA, AA, A) with 5 year maturities. The S&P 500 is a market-capitalization-weighted index of the 500 largest publicly-traded companies in the U.S. by market value, and gauges the return of large-cap U.S. equities. These are unmanaged, broadly based indices and measurements which do not reflect any management fees and (in the case of the S&P500) assume reinvestment of income. Index information was obtained from publicly available sources and is included to illustrate relative market performance for the periods indicated and not as a standard of comparison. The indices should not be considered "benchmarks" for the Fund, as they do not track commercial mortgage investments, which is the Master Fund's investment strategy. Whenever the Master Fund's net yield for a given time period is compared to the performance of these indices over the same time period, the purpose is to compare the Master Fund's yield against the performance of other major U.S. asset classes typically included in an investment portfolio.

This document is for informational purposes and is not an offer to sell or a solicitation to buy units of the Fund, nor does it constitute investment, financial or other advice. Prospective investors should contact their own investment advisor. Information pertaining to the Fund is not to be construed as a public offering of securities in any jurisdiction of Canada. Information provided herein by third parties or publicly available sites is believed to be reliable but has not been independently verified. Romспен Investment Corporation ("Romспен") does not guarantee its accuracy or completeness and assumes no responsibility for any errors or omissions. The offering of units of the Fund is made on a private placement basis pursuant to the Fund's offering memorandum, only to those investors in certain jurisdictions of Canada who meet certain eligibility requirements under applicable securities legislation. Important information about the Fund, including statement of Fund's investment objectives and important risk factors, is contained in the offering memorandum, a copy of which may be obtained from Romспен. Please read the offering memorandum carefully before investing. In the event of an inconsistency between this document and the offering memorandum, the provisions of the offering memorandum will prevail. The Romспен yields are historical for the periods indicated, are not necessarily indicative of future performance, and do not take income taxes into account. Actual results may vary and will fluctuate from time to time. There is no guarantee that the full amount of the original investment in the Fund will be returned.

This document may contain forward-looking statements about general economic factors which are not guarantees of future performance. Forward-looking statements involve inherent risk and uncertainties, so it is possible that predictions, forecasts, projections, and other forward-looking statements will not be achieved. Prospective investors are cautioned not to place undue reliance on these statements as a number of factors could cause actual events or results to differ materially from those expressed or implied in any forward-looking statement. All opinions in forward-looking statements are subject to change without notice and are provided in good faith but without legal responsibility. These materials are not to be redistributed without the written consent of Romспен.